


Etude in E minor

Study notes

Edited By Chris Wyton


F. Carulli

E harmonic Minor




Emphacize the melody on beats 1 and 3 in measures 1 and 2.

Make sure the melody is sustained for 1 beat in measure 3 and 4.



Make sure the lower voice is sustained for 1 beat in measure 9.



Use the 1st and 2nd fingers as guide fingers on beat 3 of measure 17 through measure 19.



Make sure that the second finger doesnt interfere with the the E on beat 3 in measure 25.

